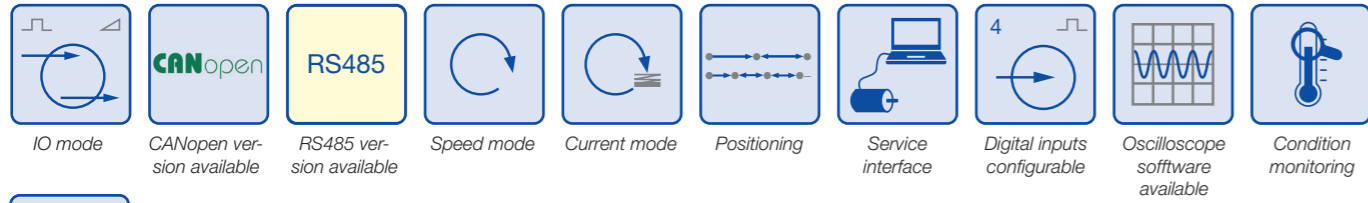



- » 2 phase Stepper Motor 1.8° step angle with integrated controller
- » 12-bit absolute magnetic encoder (single turn)
- » CANopen interface CiA 301 and CiA 402
- » Options available: EtherCAT version, Modbus RTU on RS485 version
- » Configurable resolution microstep/rev (400 to 204 800), Max. velocity 300 000 microstep/sec
- » Step accumulation with recovery (no step-loss)
- » 32 programmable cycles and 10 programmable sequences including jog (velocity), indexer (position), homing, marker (rotating table)
- » Linear, parabolic and s-curve profiles
- » Commissioning software
- » Configurable digital and analogue I/Os

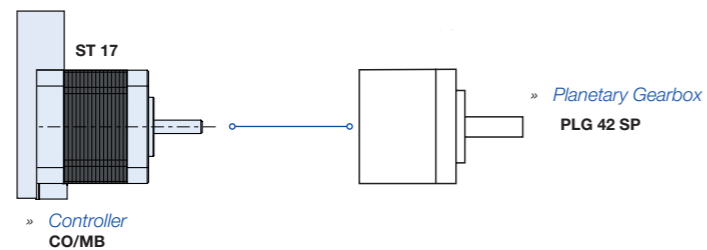


Supply voltage versions

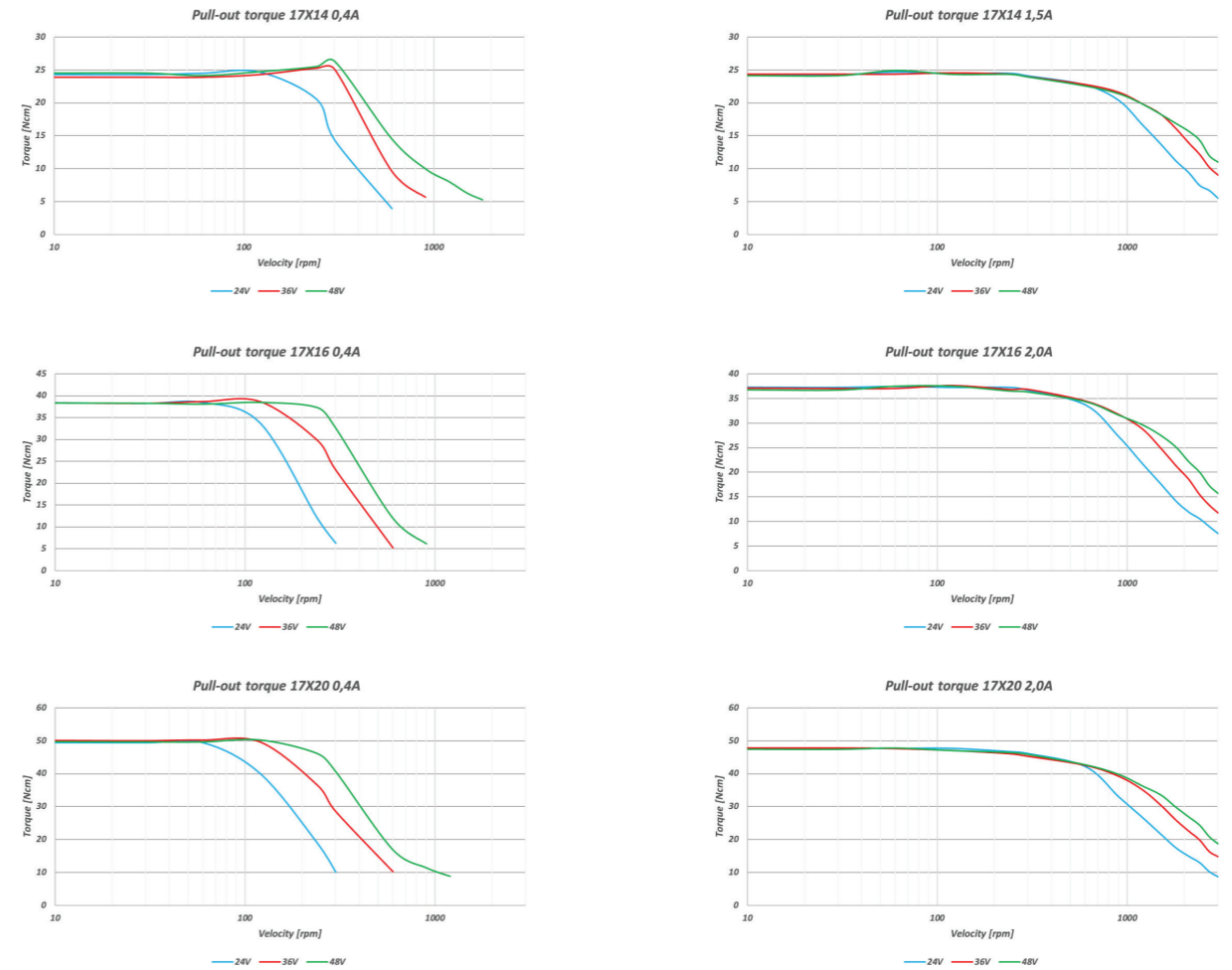
Data		ST 17x14			ST 17x16			ST 17x20			ST 17x24		
Rated phase current	A	0.40	1.00	1.50	0.40	1.00	2.00	0.40	1.00	2.00	0.40	1.00	2.00
Phase resistance	Ohm	16.340	3.450	1.390	20.070	3.360	0.860	24.880	3.870	1.090	28.500	4.600	1.240
Phase inductance	mH	21.80	4.82	1.60	37.18	6.35	1.49	43.80	7.05	1.64	62.2	10.8	2.52
Holding torque bipolar	Ncm	27.00	29.00	28.00	42.00	44.00	42.00	57.00	57.00	57.00	76.00	79.00	75.00
Detent torque	Ncm	1.40	1.40	1.40	2.00	2.00	2.00	2.50	2.50	2.50	3.00	3.00	3.00
Rotor inertia	gcm <sup>2</sup>	39.50	39.50	39.50	57.00	57.00	57.00	83.40	83.40	83.40	114.00	114.00	114.00
Max. voltage	VDC	50	50	50	50	50	50	50	50	50	50	50	50
Weight	Kg	0.385	0.385	0.385	0.445	0.445	0.445	0.545	0.545	0.545	0.595	0.595	0.595

All data measured with standard cables 300 mm at 25°C

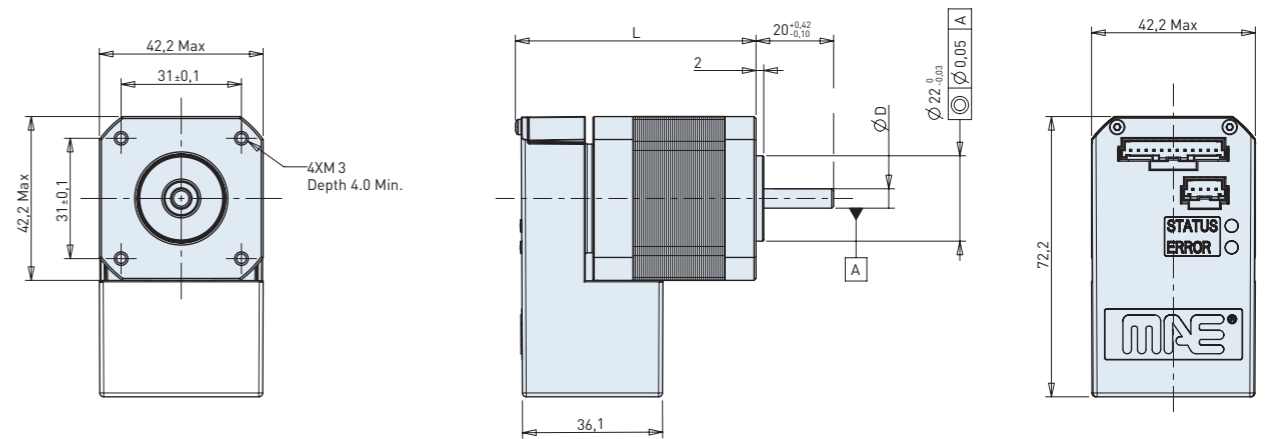
Modular System



Characteristic diagram



Dimensions in mm/ ST 17 CO/MB



Motor	L	D ø
17x14	56.5±0.6	5
17x16	62±0.6	5
17x20	73±0.6	5
17x24	82±0.6	5